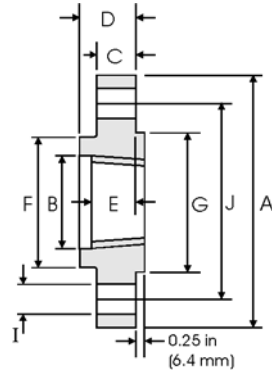




Threaded Flanges - ANSI B16.5



Class 2500 lb

Nominal Pipe Size	Pipe	Flange Data					Hub	Raised Face	Drilling Data			Weight
		A	B	C	D	E	F	G	H	I	J	
	Outside Diameter	Overall Diameter	Counter-bore min	Flange Thickness min	Overall Length	Threaded length min	Hub Diameter	Face Diameter	Number of Holes	Bolt Hole Diameter	Diameter of Circle of Holes	kg/ piece
	in mm	in mm	in mm	in mm	in mm	in mm	in mm	in mm		in mm	in mm	
1/2	0.840	5.250	0.930	1.190	1.560	1.120	1.690	1.380	4	0.880	3.500	2.95
	21.30	133.4	23.60	30.20	39.60	28.40	42.90	35.10		22.40	88.90	
3/4	1.050	5.500	1.140	1.250	1.690	1.250	2.000	1.690	4	0.880	3.750	3.44
	26.70	139.7	29.00	31.75	42.90	31.75	50.80	42.90		22.40	95.30	
1	1.315	6.250	1.410	1.380	1.880	1.380	2.250	2.000	4	1.000	4.250	4.82
	33.40	158.8	35.80	35.10	47.80	35.10	57.15	50.80		25.40	108.0	
1 1/4	1.660	7.250	1.750	1.500	2.060	1.500	2.880	2.500	4	1.120	5.120	7.14
	42.20	184.2	44.50	38.10	52.30	38.10	73.15	63.50		28.40	130.0	
1 1/2	1.900	8.000	1.990	1.750	2.380	1.750	3.120	2.880	4	1.250	5.750	10.0
	48.30	203.2	50.50	44.50	60.45	44.50	79.25	73.15		31.75	146.1	
2	2.375	9.250	2.500	2.000	2.750	2.000	3.750	3.620	8	1.120	6.750	14.8
	60.30	235.0	63.50	50.80	69.85	50.80	95.30	91.90		28.40	171.5	
2 1/2	2.875	10.50	3.000	2.250	3.120	2.250	4.500	4.120	8	1.250	7.750	21.5
	73.00	266.7	76.20	57.15	79.25	57.15	114.3	104.6		31.75	196.9	

Notes

- The thread conforms to ASME B1.20.1 NTP threads as described in Section 10. (The only exceptions are small male and female plain face threaded flanges which use NPSL locknut threads.)
- Class 300 and higher threaded flanges are counter-bored. Threads are chamfered to the counterbore at an angle of 45° (approx).
- Weights are based on manufacturer's data and are approximate.
- For tolerances see page 8-4.